Eagle Scout Leadership Service Project Workbook

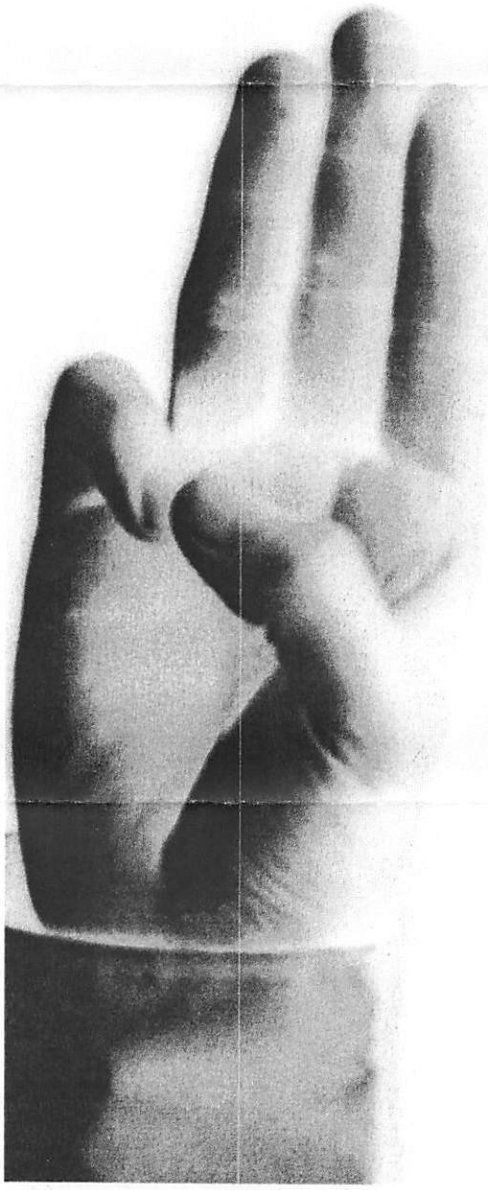



BOY SCOUTS OF AMERICA®

Eagle Scout Leadership Service Project Workbook



Thomas D. Croteau

Scout's name

7 Paul Avenue

Address

978-535-1650 7/7/1993

Telephone No. Date of birth

E-mail (optional)

Troop 59

Unit No.

Aquila

District

Yankee Clipper Council

Local council

David Wall

Unit leader's name

9 Flynn Road, Peabody MA 01960

Address

978-535-2967

Telephone No.

Jody Barden

Unit advancement committee person's name

2 Wayne Street, Peabody MA 01960

Address

978-532-0662

Telephone No.

Project Description

Describe the project you plan to do.

(This box may be adjusted to fit your description.)

The project that I plan to do as my Eagle Project is to refurbish the Derby Wharf Lighthouse in Salem, MA. This lighthouse hasn't been cleaned for fixed up in over 30 years. The lighthouse has to be refurbished because the paint is chipped all over the lighthouse and needs to be repainted, both the sides and the top of the lighthouse has to be painted. Also pointing has to be done which is filling in the spaces in between the bricks to hold them together, which will be done professionally by a mason the weekend before we begin to scrape. Also there are a few bricks that are missing and have to be replaced and in some areas of the lighthouse, which a professional mason will do, and there is moss growing in between bricks that needs to be cleaned out.

What group will benefit from the project?

National Parks Service

Name of religious institution, school, or community		Telephone No.	
174 Derby Street	Salem	MA	01970
Street address	City	State	Zip code

US Lighthouse Society

Name of religious institution, school, or community	Telephone No.		
244 Kearny Street	San Francisco	CA	94108
Street address	City	State	Zip code

My project will be of benefit to the group because:

(This box may be adjusted to fit your description.)

My Eagle Project of painting and refurbishing the Derby Wharf Lighthouse will benefit the National Parks Service for a few reasons. One reason is that with the lighthouse cleaned up it will make the surrounding area look better benefitting places around it. Another reason is that the National Parks Service will save money by the other scouts and I cleaning up and painting the lighthouse ourselves instead of them having to pay painters and other workers to clean it. Also this was one of the projects that the National Parks Service had on their lists of things to clean so by doing this as my project it will help them out and make them have to do one less project. Finally the city of Salem and the United States would benefit because the lighthouse is a landmark and cleaning it will make it look better and when tourist go to visit Salem they will see how great the lighthouse is.

My Eagle project will also benefit the US Lighthouse Society because this group does tours of lighthouses and the Derby Wharf Lighthouse is one of the lighthouses that they give tours to and by refurbishing the lighthouse it will make the tours better for both the people on the tours and those giving the tours.

This concept was discussed with my unit leader on: 10/27/2009

Date

The project concept was discussed with the following representative of the group that will benefit from the project.

Steve Abbott	10/27/2009
Representative's name	Date of meeting
Head Painter	978-740-1670
Representative's title	Phone No.

Project Details

Plan your work by describing the present condition, the method, materials to be used, project helpers, and a time schedule for carrying out the project, the estimated cost of the project, and how the needed funds will be obtained. Describe any safety hazards you might face, and explain how you will ensure the safety of those carrying out the project.

If appropriate, include photographs of the area before you begin your project. Providing before-and-after photographs of your project area can give a clear example of your effort.

(This box may be adjusted to fit your description.)

Present Condition - Currently the paint on the lighthouse is chipped all over the sides and top of the lighthouse, on the sides in some areas there is moss growing in between bricks and a few bricks are missing.

Method – We will have some people scraping the old paint off of the top and have others scrapping paint off of the bottom and the same method will be used for priming and painting.

Tools And Materials – Latex paint/primer, paint brushes, carbide scrapers, ladders, tarps, goggles, gloves and painters tape. All of these materials will be provided by the National Parks Service.

Project Helpers – National Parks Service Representatives, Troop 59 Scouts, friends and family.

Time Schedule – I plan on doing my project on the first two weekends in May, leaving the next two weekends as rain dates. The first weekend will be for scraping off the old paint and for priming the lighthouse. The next weekend painting will be done, painting may take one or two days depending on how long it takes and if it needs 1 or 2 coats of paint.

Safety Hazards – We will be working near the ocean so there is a possibility of someone or something falling into the water. There will be people working on ladders painting the top of the lighthouse also we may be using a power sander to scrape off paint.

To ensure safety I will make sure everyone is carful where they are walking and making sure that people don't put tools near the edge so there's no chance of anything falling into the water. With the ladders I will make sure that the ladders are secure when people are climbing them and someone is watching them while they are on it. Also anyone using the carbide scraper or anyone near the scraper will wear safety goggles, gloves and ear protection to be safe.

"Before" Photographs















Changes

List any changes made to the original project plan and explain why those changes were made.

(This box may be adjusted to fit your description.)

There were a few changes made to the original plans of the project. The first change was that the scraping that was supposed to be done by the troop was instead done by professionals because they discovered that the old paint was lead paint and they did the scraping instead for our safety. The second change was that we were supposed to paint the top of the lighthouse but the National Parks Service didn't feel it was as important to paint the top as much as it was to paint the sides. Another change was in April we had a rain storm in which the area surrounding the lighthouse lost a lot of land. After the storm, tons of rocks were dropped on the land to replace them so we cleaned the rocks and the area.

"After" Photographs

Including photographs of your completed project (along with the "before" photographs) helps present a clearer overall understanding of your effort.



